


USE YOUR ROCKMAN* ONSTAGE

ROCKMOUNT™



ROCKMOUNT is the ultimate accessory for the musician who owns or is purchasing one of Tom Scholz's "Rockman"* units. **ROCKMOUNT** allows professional onstage/studio use of any Rockman* by providing all the needed interconnections, DC power, a footswitch-controlled bypass function and a master level control, allowing a Rockman* to operate exactly like an effects pedal.

Before **ROCKMOUNT**, anyone who has tried to use a Rockman* onstage has had to deal with an unmanageable assortment of special cables and connectors, incompatible signal levels and the complete inability to remotely bypass the Rockman* effects. The **ROCKMOUNT** solves these and other problems, such as how to secure the Rockman* in some manner onstage.

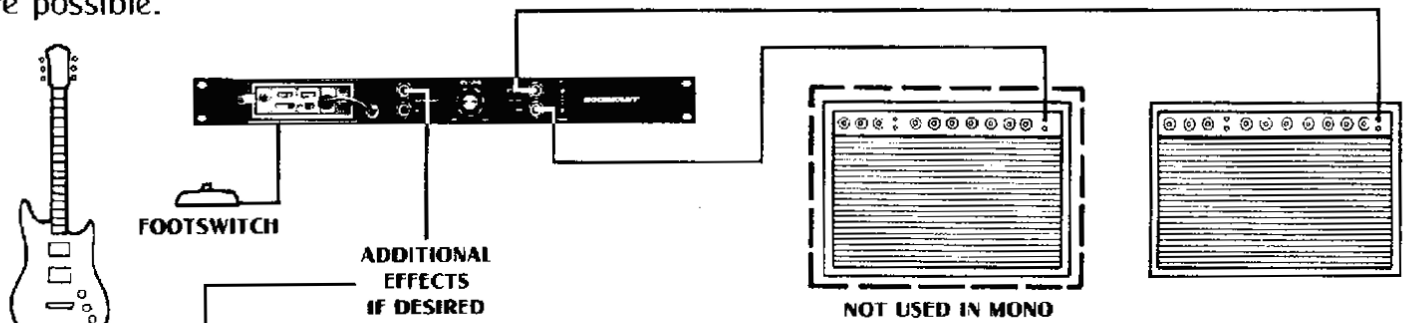
ROCKMOUNT is designed to accept a Rockman* unit by simply removing the battery cover and belt clip (the cover and clip are stored on the **ROCKMOUNT'S** rear panel). The Rockman is then slipped into the **ROCKMOUNT'S** fitted opening and is securely held in a standard "one high" 19" EIA rack panel. **ROCKMOUNT** automatically supplies regulated DC power and provides matched interconnection cables to the Rockman*.

The **ROCKMOUNT** front panel has four rugged 1/4" phone jacks for instrument input/output and stereo outputs. The front panel also has the master stereo level control and two LED status lights (power, bypass). The **ROCKMOUNT** rear panel has a 1/4" phone jack for the footswitch connection and two RCA phono connectors for direct connection to "-10db" recording equipment.



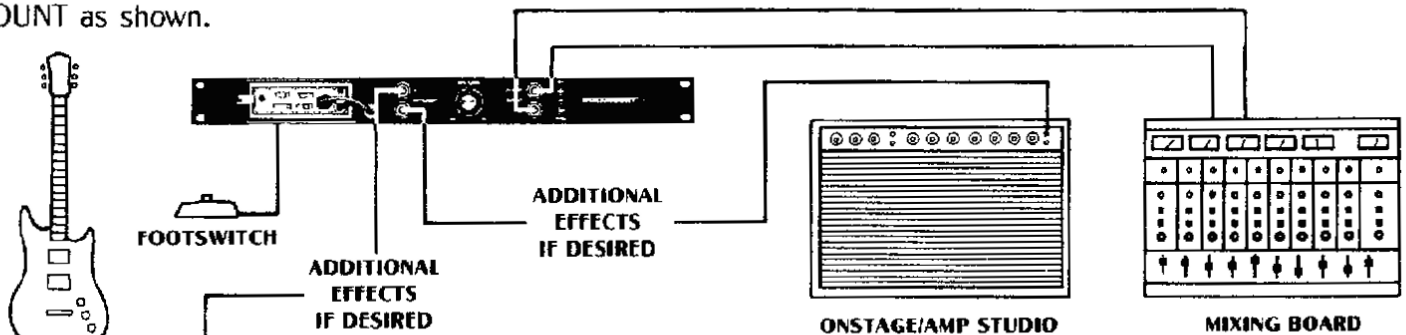
ROCKMOUNT TYPICAL HOOK-UP AND APPLICATIONS

ROCKMOUNT was designed for maximum flexibility onstage and in the studio. ROCKMOUNT can be connected and used in various ways. Illustrated are two of the most common setups; many more are possible.



ONSTAGE STEREO (MONO) USING GUITAR AMP(S)

The instrument is connected to ROCKMOUNT'S "INSTRUMENT IN" jack as shown. The amplifiers are connected to ROCKMOUNT'S "OUTPUT, LEFT and RIGHT" jacks. When these amplifiers are placed several feet apart, the spacious sounding stereo chorus and echo effects heard in the Rockman* headphones can be duplicated onstage. When only one amplifier is connected to ROCKMOUNT'S "LEFT(MONO)" output jack, the stereo signal is automatically mixed into mono. ROCKMOUNT'S "EFX/LEVEL" knob adjusts the Rockman* signal level going to the amps. When a footswitch (not included) is connected to ROCKMOUNT'S "FOOTSWITCH" jack and the "EFX ON" LED is **not** illuminated, processing is bypassed and the instrument's un-altered signal is present at ROCKMOUNT'S output jacks (mono, both jacks). Additional "pedal" or other effects can be used with ROCKMOUNT by connecting them **before** the ROCKMOUNT as shown.



ONSTAGE/STUDIO STEREO SEND TO MIXING BOARD

The instrument is connected to ROCKMOUNT'S "INSTRUMENT IN" jack as shown. The musician's amplifier is connected to ROCKMOUNT'S "INSTRUMENT OUT" jack and receives un-altered signal from the instrument. ROCKMOUNT'S "OUTPUT, LEFT and RIGHT" jacks are connected to the mixer line inputs that are panned full left and right. When the "EFX" LED is illuminated, stereo signal is sent to the board. When the "EFX" LED is **not** illuminated, no signal is present at ROCKMOUNT'S output jacks. Additional "pedal" or other effects can be used with ROCKMOUNT by connecting them **before or after** the ROCKMOUNT as shown.

SPECIFICATIONS AND WARRANTY INFORMATION

CONNECTORS.....(5) ¼" PHONE JACKS : INST. INPUT, INST. OUTPUT, STEREO OUTPUT LEFT AND RIGHT, FOOTSWITCH, (2) RCA PHONO JACKS: RECORD OUT, LEFT AND RIGHT

AC INPUT.....117 VAC .15 AMPS

DC OUTPUT.....6 VDC ± (REGULATED)

SIZE.....13¼" × 19.0" × 7¼"

WEIGHT.....5.1 LBS (NET)

AVAILABLE FROM: