

## LIMITED WARRANTY

The ACE is another in a continuing line of high quality innovative and reasonably priced products for the serious musician. Designed and manufactured in the USA by Scholz Research & Development, Inc.

### One Year Limited Warranty

**Return enclosed registration card to activate your unit for warranty.** Scholz Research and Development, Inc. (SR&D) takes pride in the fact that no SR&D products leave our factory without being quality tested to give you carefree use. SR&D warrants your product to be free of manufacturing defects for a period of one (1) year from the original date of consumer purchase. If this product should become defective within the warranty period, SR&D will elect to repair or replace it, free of charge. Should you experience a problem with your product, please send it to our service center as described below. TO OBTAIN WARRANTY SERVICE IN THE UNITED STATES:

1. Ship this product with all transportation and insurance charges prepaid to the SR&D Service 1560 Trapelo Rd. Waltham, MA 02154.

For protection, shipment in the original packaging is recommended.

2. For expediency, a letter explaining the problem and any other pertinent information should be included. Be sure to include your return address. 3. If you have any questions about service, please call the Service Center at 617-890-5211. This warranty does not extend to any damage caused by misuse, accident, improper installation, weather-related damages, or use contrary to the instructions furnished with the product. This warranty gives you specific legal rights, and you may also have other rights which vary from state to state.

This warranty is valid only in the United States. For service on products purchased outside the U.S. contact the place of purchase for service address.



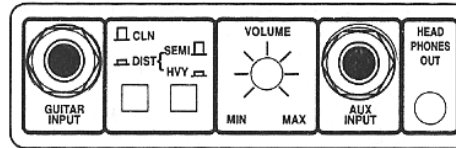
Scholz Research & Development, Inc.  
1560 Trapelo Road, Waltham, MA 02154

# ROCKMAN ACE

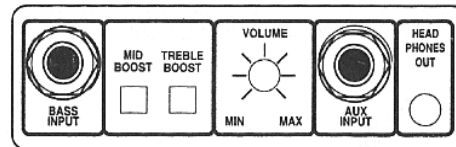
## OPERATING MANUAL

### CONTROL PANEL

#### GUITAR/METAL ACE



#### BASS ACE



## ACCESSORIES

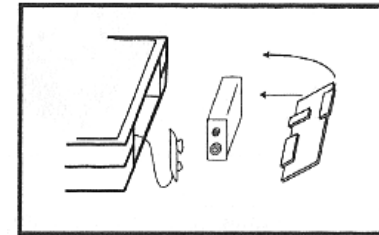
1. Additional ACE stereo headphones
2. Interconnection Cables Kit
3. ACE Regulated Power Supply

## SPECIFICATIONS

SPECIFICATIONS	
<b>Instrument Input</b>	
MAXIMUM LEVEL	2 VOLTS
INPUT IMPEDANCE	>1 MEGOHM
<b>Auxiliary Input/Output</b>	
MAXIMUM LEVEL	1 VOLT RMS
INPUT IMPEDANCE	>68 KILOHMS
<b>Output</b>	
MAXIMUM LEVEL	2 VOLTS RMS
INPUT IMPEDANCE	32 OHMS
<b>Dimensions</b>	6.2"L x 4.2"W x 1.4"H
<b>Weight</b>	9 ounces
<b>Battery Life</b>	APPROXIMATELY 25 HOURS WITH 9V ALKALINE BATTERY

## OPERATING INSTRUCTIONS

1. Using a large coin, remove the snap lock battery door located on the bottom of the ACE. Install a 9V Alkaline battery as shown in the illustration.
2. Plug the ACE lightweight headphones into the HEADPHONE OUTPUT jack.
3. Plug your instrument into the GUITAR/BASS INPUT jack. The ACE turns on automatically when you plug into this jack.
4. PLAY!
5. BE SURE TO REMOVE THE GUITAR CORD WHEN YOU FINISH PLAYING TO SAVE THE BATTERY!
6. Instead of using a battery, you can insert the ROCK-PWA1 POWER SUPPLY into the external power jack on the side of the ACE. Note: Using the wrong power supply can ruin the unit.
7. Note that a weak battery will cause distortion in some settings. Do not leave a dead battery in your ACE!
8. Distortion can also result from some instruments with high output levels. This can be corrected by turning down the volume control on your instrument.



## CONTROL PANEL FUNCTIONS

### GUITAR/BASS INPUT

Accepts electric guitar, electric bass, keyboards, high impedance microphones, or other high impedance pickups.

### HEADPHONE OUTPUT

This output can drive one pair of stereo headphones, or provide line level signals for a stereo system, a cassette or tape deck, a live sound system, or a studio mixing board.

### AUX STEREO INPUT

A stereo hi-fi system, tape deck, radio, or drum machine may be plugged into this input for playing along with recorded music.

### VOLUME KNOB

Variable loudness levels from OFF to MAX (WARNING- EXTENDED USE AT LOUD LEVELS MAY BE HAZARDOUS TO YOUR HEARING!)

### GUITAR ACE SOUNDS

The GUITAR ACE has three sound settings. CLEAN includes high power sustain and a crystal clear tone with treble boost. SEMI DISTORTION includes sustain, custom EQ, and just enough grit to create a dirty tube amp sound. (You can vary the amount of distortion by using the volume control on your guitar.) HEAVY DISTORTION includes sustain, custom EQ, and serious overdrive to deliver the sound of a maxed-out stack.

The left push button chooses between the CLEAN and DISTORTION sounds. When the left push button is in the CLEAN position, the right push button has no effect. When the left push button is in the DISTORTION position, the right push button chooses between SEMI DISTORTION and HEAVY DISTORTION.

### METAL ACE SOUNDS

The METAL ACE settings & operations are the same as the GUITAR ACE. The sound that the METAL ACE produces is brighter with a grinding metallic crunch.

### BASS ACE SOUNDS

The basic sound of the BASS ACE includes compression and bass tone boost. The MID BOOST push button adds extra punch to the midrange frequencies. The TREBLE BOOST push button adds extra snap to the high frequencies. These push buttons can be used in any combination to create a wide range of sounds.